



## There's No Place Like... St Anne's for World Book Day!



St Anne's was buzzing with imagination and colour as pupils celebrated World Book Day by arriving at school dressed as their favourite book characters. From heroic wizards and fearless adventurers to classic storybook icons, the corridors came alive with creativity and excitement.

The fun didn't stop with the pupils—staff joined in wholeheartedly, donning their own costumes to add to the festive atmosphere. Laughter and surprises filled the building as children tried to guess which characters their teachers had chosen.

A highlight of the celebration was the whole school parade, where each class proudly showcased their costumes. The cheering and applause created a wonderful sense of community and shared joy.

To top off the day, teachers made special visits to different classrooms as guest readers, bringing stories to life with warmth, expression, and enthusiasm. These shared reading moments captured the heart of World Book Day—celebrating the power of books to inspire, connect, and spark imagination.

It was a truly memorable day for everyone at St Anne's, reminding pupils and staff alike of the magic found within the pages of a good book.



## A Storybook Success at St Anne's!

St Anne's Primary School held its annual Book Fair, with pupils, parents, and extended family all coming along to browse and buy books from their favourite authors. The excitement around reading was clear as children proudly picked out new stories to take home.

Thanks to the amazing support of our school community, the Book Fair raised a total of £10,180! This incredible achievement means the school has earned £6,108 in rewards to spend on brand new books for classrooms and our library.

A huge thank you to everyone who visited and made this year's Book Fair such a fantastic success. Your support will help fill our shelves with brilliant new reads for all our pupils to enjoy! **The Literacy Team**



## Lord Mayor Tracy Kelly Visits St Anne's for School Council Investiture

We were honoured to welcome Lord Mayor Tracy Kelly to our School Council Investiture Ceremony. The Lord Mayor joined pupils, staff, and families to celebrate our newly elected councillors as they begin their important leadership roles within the school.

During the ceremony, Lord Mayor Kelly presented each councillor with their official school council lanyard, congratulating them on their achievement. She also shared engaging stories about her work as Lord Mayor, explaining what her responsibilities involve and how she represents the people of Belfast.

In a wonderful surprise, Lord Mayor Kelly invited us to visit her Parlour in Belfast City Hall. The invitation includes a special lunch and a guided tour of the historic building, giving us the opportunity to learn more about local government and experience the Lord Mayor's working environment first-hand.

It was an inspiring morning for everyone involved, and we left feeling proud, motivated, and excited for the year ahead.

### School Council



## The Fantastic Flute Duo!

Hi, We're Annabel and Vibhi. We love to play Irish traditional music on our flutes. We enjoy playing at opening ceremonies and playing for fun! Mrs Heagney is such an inspirational teacher, and she encourages us to play for audiences to improve our confidence and technique. We practise every Monday in the music room with Mrs Heagney. We play songs such as: Star of the County Down, Amazing Grace (which we are playing in the video below) and many more!

**Scan our QR Code to hear us play at the School Council Investiture Ceremony.**



# Celebrating Curiosity

We held our first ever Science Fair, with the support of our science teaching students from Stranmillis University. The whole school has been focused on Inquiry Based Learning, so we have been doing lots of problem-solving activities to help us answer questions. Each year group had their own stalls showing off their work. Pupils were chosen from the classes to answer any questions. They were the 'Ask the Experts'.

Here's what some of the pupils had to say:

**"It was really interesting to see all the different science experiments done in every year group. We even got to try out some of the activities. My favourite was the 'ice bucket challenge' which tested our reaction times and the effects of the cold."** P7 Ben

**"The science fair was a great way for our pupils to show off all they had learnt using posters, props, displays boards, photographs. We would love to do this again."** P7 Annie

**"We got to wear gloves, hats, bandanas and pin badges to attract people to our science stand. I really liked helping the other pupils to understand, especially the P3 pupils. It was like being a teacher and was lots of fun."** P6 Anna

**"I was really proud to show off all that we had learned. Our science teacher always planned activities that were really fun, interactive and exciting. We didn't always know the answers."** P6 Julia

**"The science fair was such an immersive experience."** P6 Ted

**"We loved it! We had a book with all our work and photos in it. We were asked lots of questions by P3, P4, P5, P6 and even P7 pupils, the oldest pupils in our school - We were the experts. We love learning about science."** P3 Clodagh and Faye

**"My favourite experiment was where the balloons blew up by themselves... well they didn't really. It was science....the baking soda and the vinegar made this happen."** P3 Clodagh



## Champions of the Road

We, (Erinn, Vibhi, James and Eunan) went down to Belfast City Hall to participate in the NI Road Safety Quiz. Our team, a combination of eco-agents and school councillors, were up against five other schools in our heat. We sat at round tables in our groups. There were lots of buns (caramel squares, fifteens, mint aeros) and juice, with tea for the teachers.

There were lots of different rounds - general knowledge, road safety signs, guess the cartoon character. We found the anagrams of road safety words very difficult. We thought we were 'cooked' as we had got questions wrong that we shouldn't have. But then they announced that we had come in first place! Vibhi and Erin screamed!

The teachers also had two unofficial teams. The quiz master said that the teachers were shockingly bad, and their score wasn't shared!

We are so nervous but very excited for the Northern Ireland Final on 9th March in Cookstown against all the other heat finalists.

**St. Anne's Road Safety Quiz Team**



## Lighting the Way with Art!

Mia and Amy are two fabulous P4 artists. As part of our World Around Us topic 'Light and Shadow' they painted their very own lighthouses. These two girls put a lot of time and effort into designing their lighthouses. Well done girls!



# DREAM SPACE AMBASSADORS

## Microbits Live

I got to join Mr Murphy's class during Engineering Week to help with a Dream Space Live Event. The session started with a software engineer talking about her experience and her job. The class was then given a challenge. They had to create 'code' using a Microbit Simulator to help record and count the votes made in a dilemma/question. They decided to run a vote on whether pupils would rather do PE outside or PE with Joe Wicks inside. Mr Murphy's class managed to complete the task! **Bodhi**



## Safer Internet Day

Being Dream Space Ambassadors is really fun as we get to learn new things and share them with others.

Our goals as Dream Space Ambassadors are:

1. To give everyone in our school the opportunity to experience S.T.E.M.
2. To make S.T.E.M fun and engaging
3. To support teachers in S.T.E.M. lessons

So far, we have had five training sessions. One of our most recent training sessions was to learn how AI works and how to use it correctly. We then gave an assembly to all the P4-P7 pupils on Safer Internet Day. It was all about the different types of AI, how to use it safely and the dangers of using AI.

**Clara, Ben and Aoibheann-Rose**



## Real or Fake!

Bodhi and I went to the P4's to teach them more about AI and how people sometimes use it to trick others. We gave them some tips on how to spot an AI generated image:

- Zoom in, are there blurry bits?
- Look carefully at the eyes, do they look normal?
- Check out the hands, AI is not very good at creating hands, but they are getting better
- Always check for lighting, shadows and reflections

Finally, we finished with a game, to see if they could tell the difference between real images and AI images. The P4's were quite good at this.

Always remember that if something doesn't feel right when using technology, talk to an adult.

**Vibhi**

## Minecraft in Education

We invited P7 pupils to take part in a Minecraft Education workshop. It was all about surviving the 'First Night in Minecraft'. They had to code an AI robot to make, mine and build things. We helped the other pupils to put in the proper code when they got stuck. I really enjoyed this as I got to meet with pupils I didn't know. I also got to use my knowledge and skills in coding and AI to help others and teach them things they didn't know. I feel like a leader and am proud of myself. It is amazing. We are going to offer this to P6 classes as well. I also suggested to Ms Mallon that we do the Cyber Security Workshop too. **Rex**



## RELIGIOUS CEREMONIES

### Our Mass Invitations

This week P4 pupils made special personalised invitations for our parents and carers. We invited them to come with us to 11am Sunday Mass in St Anne's Church.

We all decorated our invitations with bright colours and drawings to make them look nice and welcoming. We are excited to give them to our families, and we hope they can come to Mass with us on Sunday.

**Mrs Brown's Class**




### Catholic Schools Week 2026

Throughout this special week P1 pupils said prayers to Pope Leo and joined in a series of prayer services. We lit a candle and discussed the different activities we had completed.



### Talking to God: Our Prayer Journals

As part of Catholic Schools Week the Primary 4 children created their very own prayer journal. This was an activity we completed together as Monday's focus was on prayer. The children took time to reflect on the importance of prayer and why we pray. After, they created a prayer journal which involved asking God to pray for the special people in their lives.



### P3 Grandparents Assembly

As part of Catholic Schools Week, our P3 pupils put on a very special Grandparents Assembly to celebrate all the love, care and wisdom that grandparents bring to our lives. We shared prayers, songs and stories that showed how important our grandparents are to us and how they help guide us in faith and kindness.

We worked hard to learn our lines and practise our songs, and we were so excited to see the hall filled with grandparents and families who travelled from as far as Donegal! The assembly was a lovely way to say thank you for everything they do. Everyone was very proud, and it was a memorable celebration for all of us in P3.

### Sacramental Preparation at St Anne's Primary School

This year, the children of St Anne's Primary School have been journeying together in faith as they prepared for the Sacraments of Reconciliation, the Eucharist, and Confirmation. Across P3, P4 and P7, pupils, families, teachers and parish staff joined in a spirit of prayer, reflection and community as they deepened their understanding of these important moments in their spiritual lives.

#### P3 & P4 - Preparing for Reconciliation and First Holy Communion

Our P3 and P4 pupils shared a very special period of preparation for the Sacraments of Reconciliation and the Eucharist. Guided by Fr Martin O'Hagan, the children explored themes of forgiveness, friendship with Jesus, and the gift of receiving Him in the Eucharist. Their parents and carers were warmly involved, making the preparation a true family and parish experience.

The children were beautifully supported in song and prayer by musician Ms Collins, whose gentle leadership helped create a reflective and joyful atmosphere. Together, the pupils learned hymns, prayers and actions that allowed them to take part confidently and meaningfully in each celebration. Their enthusiasm and reverence were clear throughout, making this an uplifting and memorable time for everyone involved.

#### Primary 7 - Service of Commitment & Service of Light


Our P7 pupils prepared with great maturity and respect for the Service of Commitment and Service of Light, two important milestones on their path toward receiving the Sacrament of Confirmation. These ceremonies invited the children to reflect on the promises made at Baptism and their own calling to live out their faith with courage and kindness.

With the skilled musical support of Mr Colin Swan, the pupils led the congregation in prayerful singing that added depth and beauty to each service. Their readings, responses and participation were carried out with dignity, showing how thoughtfully they had prepared for this stage of their faith journey.

#### A Community of Faith in Action

Across all year groups, sacramental preparation as well as attendance at weekly Mass in St Anne's Church, has been a true example of the whole school community working together—children, families, parish and staff. The guidance of Fr Martin O'Hagan and the talents of Ms Collins and Mr Swan enriched every celebration, helping our pupils feel connected, supported and proud as they took these important steps.

We congratulate all the children for their commitment, reverence and joy throughout their preparations. We are incredibly proud of them.



**ECO NEWS**

Think GREEN

**Spring Cleaning the Pond Area**

We raked up the leaves from around the pond where we are trying to grow our wildflower meadow. This is to stop the nutrients from the decaying leaves going back into the soil. We put the leaves into a wheelbarrow and emptied them onto our compost heap. We also dug up the dandelions so that they wouldn't take over the space where the wildflowers will be growing. We also replanted the hedgerow saplings from inside the pond area to outside, running along the fence. This was to create more space for the wildflower meadow. There were lots of worms in the soil.

We checked the pond for frogs but unfortunately there were none to be found. We will keep checking, as the frogs will be laying frogspawn soon.

**George and Aaron P5 eco agents**



**And we are off!**

The Wedderburn Walking Bus has finally started again. We wanted it to start in September but didn't have enough volunteers. The walking bus is on Tuesdays and Wednesdays only at the minute. We would like it to happen every day of the week. This would help our eco-system by reducing the pollution and traffic, and children would get more fresh air and cardio exercise in the morning. We need more parental volunteers. If you want to get involved contact Ms Mallon and the eco-agents.

**Daisy and Michael P5 eco agents**



**Marty's Mission to Save our World**

We went to see the show called 'The Disposables' along with other P5 and P6 classes. It was put on for us by the Belfast City Council.

It was all about Recycling and Waste. Marty, a boy was the main character, had to go on special missions to try and save the world from pollution and rubbish. Some of these included: a dog owner who wouldn't scoop up the poop of her dog, his mum who was buying too much food at the shop and it wasn't being used. Thankfully all his missions were successful because he explained how their actions affected the world and helped to discover new ways.

So everyone needs to stop and think. We can all play our part in reducing waste and disposing of our rubbish into the correct bin.

**Molly and Aodhan P7CM**

Hi, I'm Amelie and I love to draw. When I grow up, I want to be a fashion designer. I really enjoyed learning about the Victorians, especially Queen Victoria and the amazing fashions from her reign.

Queen Victoria grew up with very strict rules, but she soon showed she could be independent. She was the first monarch to live in Buckingham Palace and even began the tradition of brides wearing white wedding dresses. She was also the first British ruler to travel by train. After her husband, Prince Albert, died, she wore black for the rest of her life. Many of her royal homes were kept dark because she didn't like the sunlight fading the furniture and decorations.

Learning about Victorian fashion has inspired me even more, and I loved recreating outfits from that time!



# NURSERY NEWS



## Cracking the Code: Nursery Numeral Hunt!

Nursery pupils enjoyed an exciting QR-code numeral hunt around the nursery during outdoor learning this half term. By scanning QR codes to reveal each new number clue, the children combined early number work with important digital skills—a key focus in our School Development Plan. The activity helped pupils build confidence using technology while practising numeral recognition, problem solving and teamwork. With every scan and discovery, our youngest learners showed just how fun digital learning can be!

## Order! Order!

Nursery pupils enjoyed a fantastic visit from Rose's mum as part of our Helping Hands topic. She came in to tell us all about her job as a solicitor, explaining how she helps people by making sure things are fair and that everyone follows the rules.

The children were especially delighted when Luca dressed up and became our very own nursery judge! It was a fun and memorable way for the children to see how fairness and helping others can be part of a real job.

A huge thank-you to Rose's mum for giving Nursery such a wonderful glimpse into her job as a solicitor!



## Blue Lights, Big Smiles: PSNI Visit Nursery!

Nursery was buzzing with excitement as the PSNI arrived to support our 'Helping Hands' topic. Police Officer Ciara talked to the children about staying safe, including the important road safety message to stop, look and listen before crossing, and why we must always use a car seat when travelling in a car.

The highlight of the visit was exploring the police vehicles—the flashing lights and loud sirens were a huge hit! Pupils also loved trying on pieces of police uniform and equipment, sparking imaginative play and lots of brilliant questions.

It was a fun filled, hands-on experience that helped our little learners understand how the PSNI keep our community safe every day. Can you spot the new recruit?

# Little Firefighters & Muddy Mechanics: P1 at Play!

Primary 1 have been very busy exploring our outdoor play areas this term. In the loose parts area, the children became firefighters, working together to put out a "fire" in the shed. Danny created a long hose from plastic beakers, while Bonnie built a fire engine from large boxes. Emmett found a steering wheel and became the driver, taking his team of firefighters to the emergency.

At the mud stations, Siønnain, Ryan and Ronan focused on keeping the vehicles clean so the People Who Help Us could travel safely. After making the vehicles muddy with hot chocolate, they washed them carefully using fairy liquid, water from the hose and sponges. Once dry, the vehicles were ready to get back on the road to help others. It has been a fantastic time of teamwork, imagination and outdoor learning in Primary 1!



P1

# U ICT in Primary 1!

## Early Explorers: ICT & Coding Adventures

The Primary Ones have been practising their mouse skills using Just 2 Easy. They have painted a picture of The Hungry Caterpillar after learning about the days of the week.

"I am using an iPad during Literacy. I am looking for the missing initial sound!" - Turlough

"We are practising Positional Language using an Numeracy game on the iPad!" - Ben and Edison

"I like using an iPad during Numeracy! I can sequence the days of the week." - Conor

"We have been learning about the days of the week. We listened to the story of The Hungry Caterpillar to help us." - Aoife

"I have painted the hungry caterpillar and the sun in the sky!" - Fiadh



"We can program a Beebot to move in different directions! We have been sending them to different locations on a Beebot mat."

# St. Anne's Primary is proud to be a Forest School!

We had a great time making bird feeders with the help of Ms Crossan. After a few days, Mrs Heagney, Miss McComish, and Mrs Boyce joined us to place the feeders on different trees around the school grounds. Keep an eye out for them! We absolutely loved this activity and can't wait for our next Forest School lesson.

## Lesson

Pinecone bird feeders

- Know that it is important to help care for animals
- Know that birds need help finding food in winter
- Follow instructions to make a bird feeder

## Resources

Pinecones, string, melted lard, tuff tray, bird seed (nut free for children with allergies), fridge, place to hang feeders.



# World Book Day in P1

On Thursday 5th March, the pupils of St. Anne's Primary school exchanged their familiar red jumpers for a variety of book character costumes. We were celebrating World Book Day, and the atmosphere was absolutely electric! Both children and staff were buzzing with excitement, ready for the many activities planned throughout the day.

We proudly showed off our fantastic outfits during a parade, spotting our friends dressed as all sorts of characters. Afterwards, we visited a P2 teacher who read us a lovely story.

After break, Mr. Teague and the big P6s joined us. They read stories to us, and we shared our favourite books with them. After lunch, we continued the fun with more activities back in our classroom.

**Cobi loved when Mr Teague and the P.6 class came to visit. They were extremely kind as they made us a book marker.**

**Patrick said he loved that we did so many fun things.**



"My reading buddy was nice" said Mary Kate, "The story was lovely".



Meabh loved that the P.1 Teachers as they dressed up as 3 little pigs and the wolf.



Mr Conway visited our room. He was telling us about being a tiger - climbing a tree, chasing cats and dogs.



Look at us! We loved World Book Day. 'We all loved dressing up' said Anna.

Rosha loved the parade. There were loads of costumes to see.

# Hot vs. Cold: The Great P2 Experiment!

Primary 2 classes have been exploring the topic of 'Hot and Cold' and have been doing lots of fun science investigations to learn about freezing and melting. We read a story about a Polar Bear who had to stop her magic ice cube from freezing. They children experimented with different materials to find out which one would keep the ice frozen the longest. We tested cotton wool, tin foil and plastic bubble wrap. We had lots of fun working together and we were quite surprised with the results. We love being scientists in Primary 2. **P2 Team**



P2



## St Brigid Brings the Spring!

Primary 2AC/KM had a wonderful time learning about St Brigid and her traditions. As part of their work, the children had a go at weaving their own St Brigid's crosses using colourful pipe cleaners. They followed each step carefully and showed great concentration as they twisted and shaped the pieces together. Their finished crosses made a beautiful, eye-catching display in the classroom, and the pupils were very proud of their efforts. It was a lovely hands-on way to celebrate St Brigid's Day and learn about an important part of our heritage.

## Exploring Handa's Surprise Through Our Senses

During our literacy lessons, Primary 2 have been learning all about Handa's Surprise. To help us understand the story better, we had the chance to sample some of the tropical fruits that appear in the book. We used all of our senses to explore new smells, colours, textures and tastes. Some fruits were familiar, and others were completely new to us! Everyone showed great bravery by trying something they had never tasted before – even if they didn't enjoy every flavour. It was a fun, hands-on way to bring the story to life, and we loved discovering more about the fruits Handa carries in her basket. **P2 AM/KM**



## P2 Master Movers!

Miss O'Boyle's P2 class had great fun in PE this week as they explored gross motor skills through obstacle courses and bilateral movement activities. The children practised balance, coordination and eye-hand control while crawling, jumping and moving in different directions. They also engaged in safe risk-taking and simple problem-solving as they figured out how to move through each challenge, helping build confidence and independence. Lots of smiles, teamwork and active learning as the children grew stronger and more capable!



# P3 Play-Based Learning - Safe and Sound

Our P3 class explored the theme "Safe and Sound" through a range of fun, hands-on, play-based activities. The children learned how to stay safe in different situations while developing STEM, Literacy, Numeracy, ICT and creative skills.

They designed floating rafts to rescue a sinking figure and built and tested safety helmets, enjoying the teamwork and excitement of seeing if their designs worked. In Literacy, pupils became safety inspectors and wrote reports about hazards in the kitchen. For Numeracy, they sorted different emergency service scenarios using a Venn diagram, helping them think about who keeps us safe and when.

Creatively, the children designed their own safety outfits and explored important safety features. They loved working on the iPads with J2Easy to create water safety posters, helping them understand how to keep themselves and others safe.

Pupil voice aids our evaluations and future planning. This is what they thought:

**We loved using the iPads to make the posters.**

**It was really fun making the helmets and rafts instead of just learning about them.**

**It was fun role playing the emergency calls.**

**I loved the teamwork building the helmets.**

**It was really fun to see if it worked.**

**It was fun designing the safety outfit.**

**The posters were fun and they help us know how to keep safe.**

**Mrs Stott**

P3

# Farran's Engineering Visit



"We were making the water clean."



"We were looking for the cleanest water in the bottle."

"We put paper and cotton wool inside the plastic bottle. The water came through to the bottom and it turned clean."



"The cleanest water won a prize!"



"We used rocks and sand. Then we poured in dirty water. When it went through we checked to see if it was clean."

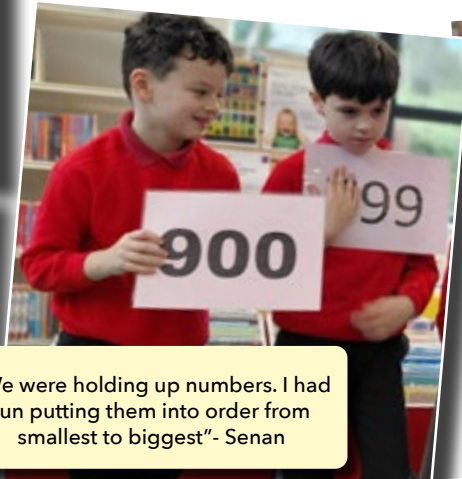


# Books, Browsing & Big Smiles - P4 at Finaghy Library

We have been learning about the different books in the library and how they are organised. We were learning about the Dewey Decimal Classification system. We worked with numbers and book titles.



"We were doing some work in the library. We had to find the numbers for the different books"- Scarlett



"We were holding up numbers. I had fun putting them into order from smallest to biggest"- Senan



"We were in Finaghy Library. We worked together in a team to find the answers"- Mahira



"We were working together to solve the puzzle"- Nicole



"We had fun reading lots of books in the library"- Finn



"I used my library card to borrow some books. I enjoyed listening to the story at the end"- Nathan

## Lighthouse Art

In P4, we have been painting lighthouses during our Light and Shadow Topic and recently after reading the Lighthouse Keepers Lunchbox. The class used various colours and mediums of paint to explore shade, outlining and background.



## Rainbow Experiment

We are learning about rainbows through our World Around Us topic 'Light and Shadow' so we decided to complete an experiment to create our very own rainbow!



Freyja: "I was squirting water on the skittles to make a rainbow. It was very pretty."

Mollie: "We had skittles, and we put hot water on the skittles. This turned into a rainbow."

Luke "We had to: place skittles around the plate before we put water on them. All of the colours mixed up!"

## Mascots, Mayhem and a Little Bit of AI!

Primary 4 were very excited this week as they explored how to use artificial intelligence safely to design a brand-new school mascot. The class learned not only how AI works, but also how important it is to give clear, careful instructions when creating images.

Colm enjoyed experimenting with different ideas for a mascot. He shared, "I created a school mascot and Mrs Durkin had a little go at making it a disco background—we think she had way too much fun!"

The class agreed that her colourful design added some extra sparkle. Farrah discovered that using AI successfully means being very clear about what you want. She explained, "I know that you have to be specific when you ask AI to make an image and tell it exactly what you want." The class learned that even small details can change the whole picture.

Chloe had a funny experience while testing out a design. "Ms Fitzpatrick entered the word 'globe' into Adobe when we were trying to make my image as an example," she said. "It turned out to look like a Victorian picture from the past, so in the end I made my own picture—but I learned that sometimes the AI needs some help."

It was a great reminder that technology isn't perfect, and human creativity is still very important. The whole class had a fantastic time experimenting, learning, and laughing together. Their mascot ideas are now well on their way—and Primary 4 are quickly becoming AI experts!



## Friction: The Force That Fights Back!

This week in Primary 4, things got *slippery*. Literally.

Our class has been investigating the mysterious force known as friction—the thing that stops you from sliding across the playground like a penguin on a mission.

To make our science lesson extra special, we invited Mrs Hunter to join us. Sophia very kindly offered her a seat (gold star for excellent manners!), and just like that, Mrs Hunter officially became a member of The Red Table. We can confirm she behaved beautifully... possibly better than the rest of us.

Next, we transformed into *mini-engineers*. Safety goggles? Not needed. Creative minds? Absolutely. Our mission:

Build the greatest ramp in Primary 4 history.

Armed with cardboard, books, and the sheer determination only 9-year-olds possess, we tested a range of surfaces to discover which ones created the most friction. Some surfaces were super speedy. Others slowed our objects down so much we considered sending a rescue team.

There were thrilling races, scientific discoveries, and only a tiny bit of chaos—so basically, a perfect science lesson.

**Ms Fitzpatrick's class**

## Express Yourself: Healthy Minds, Happy Hearts!

This week, we learned how to look after our minds as well as our bodies. Children's Mental Health Week reminds us that everyone has feelings, and it's important to talk about them. We explored simple ways to stay happy and calm—like being kind to ourselves, taking breaks, and sharing worries with someone we trust. It's okay to have tough feelings sometimes, and asking for help is always a strong and brave choice.

**Miss Gillespie's class**



# Goodbye Miss Digney & Thank you!

We love Miss Digney so much because she let us do fun activities and was very kind! Tommy  
 My favourite memory of Miss Digney was when we went to the Pantomime - we didn't have to do any work! Hollie  
 Miss Digney is the best teacher in the world because she is extremely nice and kind! Francesca

Thank You, Miss Digney.  
 For teaching us how to do tin whistle and helping us in school.  
 You always help us in work/math by your explanations.  
 Thank you for helping us in school. We will miss you.

From P5 Mrs Mayne



## A Sky Full of Stars at Peace Proms!

On Sunday 1st March, Primary 5 sang at the Peace Proms in the SSE Arena. It was so much fun and we had an amazing night! We loved watching the Irish dancers and the orchestra, they were so talented. Our favourite song was Courage to Change when we did the sign language. All the audience put the flashlights on their phones and the SSE looked like a sky full of stars.

We spent the whole night dancing and singing, we wish we could do it all again. The next day in school we built the SSE Arena out of Lego. We even made the big pink bear from the raffle!

By Bria and Evie  
 P5 Miss Edwards



## P5 Rocks the Peace Proms

Peace Proms 2026 took place in the SSE Arena. At Peace Proms the P5 pupils sang lots of songs accompanied by the Cross Border Orchestera of Ireland. We sang Roar, Good Things Grow, Apt, Hot to Go, Espresso, Fireball, Footloose, Courage to Change and Apple, with lots of other schools. We enjoyed watching the Irish dancers and were impressed by the amazing 17-year-old, 4 time champion, Irish Uilleann Pipes musician. There were also drummers, viola, violin and cello players and the conductor (who even got the parents dancing!)

Fun Fact: During Courage to Change we use sign language as we sang.  
 Fun fact: There were more than 4000 children and there were 6000 parents, siblings, grandparents, aunts and uncles.

Odhran and Ben P5 Mrs Cavanagh



## P5 Hedgerow Heroes!

In September our class created a rap for a competition to win hedgerows for our school. Only 11 schools were chosen as winners and we were one of them! We won 132 plants and our class got to plant them with Emily Taylor from Eco Schools NI. Hedgerows are really important because they are like little hotels for animals to live in and stay safe. First we had to dig a deep hole with our shovels for each plant. Then we carefully put the plant in and added a bamboo stick beside it to help it stand up straight and not fall over. We planted oak trees, hawthorn trees, apple trees and holly. We got very mucky but it was lots of fun!

By Aiden and Daniele  
 P5 Miss Edwards



## From Nile to Forest: Our Shaduf Adventure!

Our WAU topic this term is Ancient Egypt. We have been learning about the River Nile and how the Egyptians used shadufs to lift water out of the river. We went out to the forest to try and build our own shadufs. First, we found two sticks and put them into the ground in an X shape. Then we placed another stick across the top and tied it together with string. We attached a bucket to one end to collect the water and a rock to the other end to weigh it down. We had so much fun building the shadufs and every team was able to make one that worked!

By Abel and Dylan  
P5 Miss Edwards



P5

### World Book Day

For World Book Day we all dressed up. Some of us wore our PJs. I brought in a massive copybara called 'Capy the Great'. We went outside and had a parade. We got to see everyone else's costumes. Then we chanted 'Capy the GREAT!' We got a book for the P2s from the library before we read to them. Then we entered a competition where we designed a book token. We got to read in an interesting place of our choosing. We chose to read under our table. We really liked World Book Day!

By Ronan, Fionn and Donal

### Freckle Champions

Freckle had a competition this year and our class has won 2 months in a row. In the first month of the competition, we came second. This made us want to practise more. Now we are in 1st place and have been for the past 2 months. We are so happy! The other classes are catching up, but we are still in first place. The classes together spent 22400 minutes on Freckle. We all worked hard at mastering our numeracy skills on Freckle.

By James and Franek P5 Mrs Cavanagh's class

### Cathedral Music

Every Thursday Rebecca and James from Cathedral Music come to help us sing. In a few weeks we will be singing with five other wonderful schools.

At the start we practised 'We will rock you' - that was super fun!

We are learning a piece of music called 'True Colors' and we use sign language throughout the song.

James helped us warm our voices up to help us sing. We did some funny noises and some hand exercises. We also made thunderstorm noises - it was lots of fun! This helps us to sing very beautifully. Rebecca is a really good singer and James is very fun. Maybe you might spot us singing in the PE Hall on Thursdays.

Eabhain, Emma and Robyn - P5 Mrs Cavanagh

## Gaelic Reflection

For the past 5 weeks our class have been doing Gaelic with Coach Seamus from St. Mary's Grammar School. In week one we got to learn how to bounce the ball while moving. In week two we got to learn how to toe tap. In week 3 we got to learn how to defend the ball. In week 4 we got to learn how to pass the ball to each other. In week 5 to finish it off we learned how to kick the ball.

Ella & Rowan





## Our Dream Space Ambassador Workshop with W5 LIVE

On World Book Day, our class took part in a Dream Space Ambassador online workshop with W5 LIVE, and it was brilliant! We learned how to bring our favourite stories to life using coding. The team showed us how to use Make Code Arcade to turn part of a book into a mini-game.

We chose Matilda as our class novel. First, we talked about the characters and the important moments in the story. Then we planned out our game. In our game, the player (Matilda) has to collect as many books as possible without being caught by MISS TRUNCHBULL (villain)! We designed the setting, picked sprites for our characters, and added sounds and movement. It was so cool to see our ideas turn into a real game on the screen.

We really enjoyed the workshop because it mixed reading with coding, and we got to be creative. We didn't know coding could help tell a story like that! I can't wait to try making more games in the future.

By Jude and Cara P6AL

## Dream Space Ambassadors

### What we do...

As Dream Space Ambassadors we code and help people be safe with AI. We teach people when to use AI.

### What we have done..

We have been to five meetings and have held an assembly about how and when to use AI and when to use a search engine or a trusted adult with P4, P5, P6 and P7.

### What happened at the assembly...

At the assembly we talked and showed people how long AI has been around and who created it and how Alan Turing asked if AI could think. John McCarthy created AI and all of the robots after that.

### What happened at the first meeting...

At the first meeting, we learnt about AI and what Gen AI can create. We also got tips on how to spot an AI generated image (look closely at the fingers and eyes, does it have a blurry background).

### What happened at the second meeting...

At the second meeting we learnt about micro SD which is a coding app and we learnt about how we can use it safely.

### What happened at the third meeting...

At the third meeting we had a Minecraft coding with AI and an agent to build a house.

### What happened at the fourth meeting...

At the fourth meeting we learnt about how to stay safe with GEN AI and when to use it.

### What happened at the last meeting...

At the last meeting we learnt about how older people can be scammed and how they can stay safe and be 'OWLS' (Older Wiser Learners)

By Aodhan and Conan

## Our Visit to Finaghy Library

On Wednesday 4th February our class got to walk to Finaghy Library, and it was very fun and exciting! Second sentence should read: When we arrived, Barbara the librarian, made us feel very welcome. She had planned some fun activities for us to try.

The first task was an alphabetical order game. We had to sort ourselves using our surnames! It was harder than it looked, especially when two people had the same letter for their surname you had to go to the next letter, but very fun (the girls won)! After that, we got to make our own book covers. We used our imagination to design colourful front covers for books we would hopefully write someday.

Then Barbara let us explore the whole library. There were so many books—fiction and non-fiction—hundreds of them! We walked around with our friends, picking up books, reading the blurbs, and finding ones we might want to borrow in the future.

The best part is that we still have two more visits planned. We can't wait to go back already! Finaghy Library is a brilliant place to visit and learn and have fun with our class.

Nina, Ruby and Clodagh P6AL

## Red Cross Workshop

A man called Gary came to our classroom and taught us about resilience. He told us to not give up if things didn't go our way the first time. He also played a game with us where we had to build a giraffe but there was a twist. He would call out random rules and we had to follow them while making the giraffe. He kept knocking my team's giraffe over because one of the rules was, we could only use one hand, but people kept using both! Then we had Mrs Drumm choose the best giraffe, sadly she didn't choose ours, but we had fun anyway! And we just want to say a big thank you to Gary for coming to our school. We really enjoyed it!

Clodagh and Finlay

# Vikings

In P6 we learnt about Vikings and Viking longships, and that there are two different types of ships; one is for cargo and people and the other is for raiding. We drew pictures of Viking longships on the sea with unique sails that are 3D. Here's how to make them.

1. First, you use 2 blue and 2 green crayons for the sea.
2. Next, you draw and colour in the sun yellow.
3. After you use red, orange and yellow for the sunset.
4. Draw a Viking longship on a different piece of paper. Then colour in the ship brown and then cut it out then stick it on. Get a spare piece of paper. Cut a thin strip of paper from it for a pole to hold the sail up.
5. Glue it on the sunset. Then fold the two sides from the extra paper and draw your design on it. Stick the folds on the sunset and you are done! Have fun!

We loved doing this and hope you do to!

**Aoife and Isobella, Miss Payne P6**



P6



## Our Viking Shield Project

This week we were learning all about Viking warriors and the shields they used in battle. We discovered that Viking shields were round, colourful, and designed to protect them while also showing their group or clan.

To help us understand more, we made our own Viking shields in class. First, we drew our designs onto big circles of card. Some of us used stripes, some used triangles, and others chose bold patterns inspired by real Viking shields. After that, we coloured and painted them carefully to make them look strong and eye-catching.

When we finished, we held up our shields and compared all the different designs. It was fun to see how unique they all looked. Making the shields helped us imagine what life might have been like for a Viking warrior and made our Viking topic even more exciting. **Mr Teague's Class**

## Book Fair Competition

In February, as part of the Book Fair, there was a competition to design book covers. Each class could win vouchers to spend in the Book Fair. Ms. Mullan and our classroom assistants helped choose a first, second and third winner for the competition.

First prize was a £5 voucher, second was 2 pieces of free stationery and third prize was 1 free piece of stationery.

I [Molly] really liked designing the book covers and I was delighted to come second. My cover was about Tom Gates. I [Paul] really liked colouring the book covers - I based my cover on David Baddiel's 'The Parent Agency'. I thought some of my pictures were funny, so I was very happy to come third. Amelie won first prize with her super drawing of Queen Victoria.

**Molly and Paul P7 Ms. Mullan**

P7





## Trocaire Fund Raising

This year, our class are ran a ballot to raise money for Trocaire. We visited all the classes from P4-P7. The cost of the ballots were £1. We brought Big Bunny and Large Lamb around each of the classes to show the children what they could win. They were so excited. They kept hugging the cuddly toys. Some even wanted to keep them in their class! We weren't sure if their teachers would be too happy with that!

We went around the classes for 3 weeks selling ballots. The winner is to be announced at the Poetry Parade. Fingers crossed for the lucky winners who get to take Big Bunny and Large Lamb home!

**By Ava and Annie, P7 Mrs Watson**

## Building Bridges

As part of the P7's World Around Us topic, and our inquiry-based learning, we had to design and build bridges inspired by the famous Victorian, Isambard Kingdom Brunel. We researched his unique ideas and designs and made a sample bridge using spaghetti, blu tack and string. In the next lesson, we had to plan, then build, our own bridge. We all worked together in teams to get our bridges completed.

We made our bridge using a variety of materials consisting of lollipop sticks, string, glue and cardboard. It wasn't easy and took us a few attempts to get it right but, finally, we succeeded. We even put a few flags on the top of it. We were so proud of ourselves.

Some of the other boys and girls in the class used spaghetti, string, skewers and cardboard to build their bridges. It was amazing to see that some were really strong and could hold extreme weight, like a pencil case and books. Others, unfortunately, collapsed but they had a chance to work at it until they got it sorted.

In the end we all noticed how different shapes and designs can make a big difference to the stability and structure of a bridge.

**By Conor, Alex B and Owen P7 C.M**

## From Spaghetti to Suspension: Our Victorian Bridge Adventure

This term, our class has been learning about The Victorians. One area we looked at were famous inventors. We chose to look at Brunel and bridge building. We researched Brunel and made information posters about him which we presented to the class. After this we began to investigate how we could build bridges. This is part of our inquiry-based learning. Mrs Watson gave us a range of materials including: spaghetti, marshmallows, blu-tac, string, wool, cocktail sticks, masking tape, Cellotape and paper. We worked in pairs to design a bridge using the materials. We researched online different types of bridges. There are beam, suspension, truss, arch and many more. We picked the bridge that we wanted to build. We began to build our bridges and soon realised it wasn't that easy! Some of us became a little bit frustrated when the bridges kept collapsing. However, we showed great determination, co-operation and resilience and kept going. After this we also designed bridges using Minecraft, blocks and Lego. This was a lot of fun and a, little bit easier!

**By Conor and Rhys  
P7 Mrs Watson**



## The Wizard of Oz - Auditions

(Eabha) I was really nervous when I stood on stage for my first audition, even though I had rehearsed my part - A LOT! My hands were shaking but then I glanced behind me to see my friends smiling and it gave me the courage to try my best. No matter what happened, I knew I had done my best. And it was great - as soon as I had finished my act, I looked at the crowd to see my classmates cheering for me. That is when I realised what I had done and how proud I should be for myself, no matter what role we ended up getting.

(Orlaith) I was so nervous the first time I sang for my teacher. But then, I felt a bit more confident and went up on stage to act and sing. Like Eabha, I was so happy with what I had done and when I told my mum what I had done she was so proud of me, too.

The day we found out our parts, butterflies were flying around in our stomachs. We stepped into the Parish Hall, crossing our fingers as we sat in suspense. Our teachers told us that it did not matter what part we got, as we had tried our best and that was very true. However, at the time, it still felt like it mattered a lot to us. As they called out the parts, we looked at our friends, and they were just as nervous as us. Finally, our names were called "Eabha Coyle you will be playing Glinda and Orlaith Browne you will be playing an Emerald City Dancer". We were so proud and happy with our parts, but we did see a few disappointed faces. But we know that every part will be amazing!

**Eabha and Orlaith, P7 Ms. Mullan.**



## Victorian Vibes: 7CM Morris-Inspired Masterpieces!

Ms Mullan's P7 class have been stepping back in time and immersing themselves in Victorian culture. As part of their learning, they explored the work of William Morris, a famous Victorian artist who loved nature.

Morris created beautiful repeating patterns for wallpaper, fabrics and books, using shapes inspired by leaves, flowers and birds. He believed that everyday objects should be well-made and lovely to look at, and his designs encouraged people to enjoy nature, creativity and careful craftsmanship.

Many Victorians loved his work, and his patterns are still admired and used today. Take a look at some of our wonderful William Morris-inspired designs!

P7

## Multi-Sensory spelling practice and word study

### Magnetic Letters:

Spelling with magnetic letters is a fun and exciting way to learn new words! We get to move and arrange **colourful** magnets on a board or table to build the spellings our teacher gives us. Sometimes there are challenge words too. While practising our spellings we should help each other if we need help spelling or with definitions.

We can mix, slide and swap the letters around until the spelling is right. It's like solving a puzzle!

This activity helps us remember tricky spellings and see how letters fit together. You can work by yourself, with a partner, or as part of a small team. It's a playful way to become a brilliant speller while having fun!

By Reyansh and Conán P7 AON



### Spelling Splat:

Letter Spelling Splat is a super-fun game where I get to show off how fast I can spot letters and spellings! The adult or spelling buddy spreads out lots of letter or word cards. When they call out a sound, letter, or word, I have to look carefully, find the right card, and SPLAT it with my hand or a fly swatter.

It's a quick, exciting way to practise your phonics and spellings, and I can play against my friends or work together as a team. The aim is to listen carefully, think quickly, and splat the right answer before anyone else! You don't even realise you are practising your spellings because it's so much fun!

By Fiadh, P7 AON



### UIC:

Thanks to the PTA for our classroom Chromebooks, we can now use Digital Technology to help us to research and learn about words and practice our spellings. We use online educational games like 'Word Wall' to apply spelling rules and strategies.

During 'Word Study' we research and learn about the origins of our spelling words. In February, we were learning about the /f/ sound in words spelt with 'ph'. Did you know...

- "Ph" is used in English to indicate a word that has Greek origins (e.g., philosophy, physics, photo, phantom) words from our spelling list.
- While some languages shifted to "f" for these words, English retained "ph" to honour the original Greek.
- We use the Chromebooks to do definitions.

### Speed Writing Strategies:

Each day we use a different strategy to practice our spelling from pyramid spelling, look say cover write check, mnemonics, bubble writing, rainbow roll, secret code and many, many, many more....

Here we are speed writing - we pick a vocabulary word and use a timer to see how many times we can write it out correctly in 60 seconds. Congratulations to Diya, who had the most 'write' with 28 times learning with word 'graph'...

Diya, Eddie, Olivia and Niall, P7 AON

P7

# P7 Buddies

# SAMs and BUDDIES

First, we had to fill out an application form. On the form, we had to decide what type of buddy we wanted to be – the options were Play Pals, Library Monitors, ICT Monitors and Reading Buddies.

Anna: I wanted to be a Nursery Buddy and a Play Pal, though I ended up getting Nursery and Reading Buddies instead. However, I really enjoy both of these roles as they are such fun. I especially love working with the young boys and girls in Nursery.

Aghna: I was lucky - I got exactly the jobs I wanted initially: a Play Pal Buddy and a Library Buddy. But then, because of a change to the timetable, my job was moved to an ICT Buddy. That's fine though as it's also super fun! I think the P6s, soon to be P7s, will really enjoy their time next year in buddies; it's super fun and it's a great help to the teachers!

Anna: Buddies are so fun! I hope everyone will have fun in the future and I hope our school continues with them because this was one of the best parts of the year!

By Aghna and Anna, P7CM

## It is fun being a SAM!

As part of our P7 privileges, we can become a SAM or Buddy for the younger pupils. When we were told in the PE Hall that we could be a SAM, we were so happy—especially when we were shown the SAM jackets. On the back of them it says 'SAM' which stands for St Anne's Monitors. We wear these Hi-Vis vests when we are on duty in the playground.

As part of our responsibilities, we walk around the playground helping to keep everyone safe. We make sure to talk to any pupils who might be sad or worried. If someone is lonely, we help them join in games with others or we play with them.

When we are doing Buddies, we help pupils from Nursery to Primary 6. There are many different types of Buddies, such as Library Buddies, Play Pals, ICT Buddies and Reading Heroes. It has been super fun playing with all the younger pupils, and it is definitely one of the best things about being in P7. We hope you look forward to doing it when you are in Primary 7 too!

Laurence, Miley, Alex C and Rosa P7CM



## TEAM NEWS

### Rossa Cup Match Report

On Wednesday 4th March, St. Anne's Boys Gaelic team went to Woodlands to play in the group stages of the Rossa Cup. In our first match we played against Bunscoil Phobal Feirste. The first half was pretty even, with both teams doing well, but in the second half Bunscoil scored more and more. They ended up beating us 1-6 to 0-1. Next we played St Bride's. Both teams were up for it, but you could tell we wanted it more. We put in the hard work and in the end we won 0-7 to 0-3. Last we played St John the Baptist. We knew if we won this match we were through to the semi-finals. In the first half we dominated but didn't score many points, passing well but not taking all of our chances. In the second half we got the job done and beat them 0-9 to 0-3.

Written by Niall and James P7CWN

#### Scores:

Bunscoil Phobal Feirste: 1-6, 0-1;

St. Bride's: 0-7, 0-3;

St. John the Baptist: 0-9, 0-3

### Girls' Gaelic Indoor Champions of Antrim

When we arrived at the Belfast Indoor Gaelic competition, we knew it would take hard work, teamwork and determination to get through every match.

In the group stages we beat St Oliver Plunkett 1-8 to 1-3, but it was a close match against Bun Scoil with a scoring of 2-5 to 2-4, beating them by one single point, thanks to Aoife Swail who scored the winning point. We also beat Holy Trinity 2-3 to 0-4.

Each match pushed us to our full potential, but we never gave up and everyone on the sidelines and on the pitch supported us the whole way.

In the final we played St Joseph's, Carryduff. It was such a close game (two points in it!!) but we held our nerve and thanks to Grace Montgomery's goal in the last minute we won 1-1 to 0-2. Winning the Belfast/Antrim competition meant we made it through to the next round of the Antrim Indoor Championship.

This is where we played St Joseph's, Dunloy and Millquarter. Both teams were strong, but we worked together, stayed focused and played some of our best Gaelic yet!!! When we won both matches, we were crowned Antrim Indoor Champions. It was amazing!!

Now we get to represent Ulster at the Indoor Championship at the end of March. We know the competition against Armagh, Down, Fermanagh, Derry, Tyrone, Cavan, Donegal and Monaghan will be tougher than ever, but we're ready for it. We are so happy of how far we've come, and we know everyone at St Anne's is rooting for us especially Mr Teague and Miss Lavery, our amazing coaches!!!

Annie and Ava



## Giggles and Grins...

What did the bison say to the calf when the calf was leaving for school?  
Bi-son!  
Conall 4CG

What do you call a young bee?  
A new-bie!  
Vibhi 7CW

What do you call a cow with no legs?  
Ground beef!  
Jack 6AL

Knock, knock!  
Who's there?  
Cargo..  
Cargo who?  
Car-go beep, beep!  
Gabriel 6PG

What do you call cheese that's not yours?  
Nacho cheese!  
Miss McCreight

What do you get when you cross a duck with a vampire?  
Count Quackula!  
Anna 7CM