



"Tall oaks from little acorns grow"
at St Anne's Primary School



The Acorn

Newsletter

Issue No: 63
Winter 2023

Important Dates

CHRISTMAS BREAK

School closes for pupils at 12 noon on Friday 22nd December and will reopen to pupils on Thursday 4th January 2024

OPEN DAYS

P1: 16th January
Nursery: 17th January

MID-TERM BREAK

Monday 12th February to Friday 16th February (school closed)

ST PATRICK'S DAY

Monday 18th March
school closed to pupils

STAFF DEVELOPMENT DAY

Fri 15th March
school closed to pupils

EASTER BREAK

school closes to pupils on Thursday 28th March at 12 noon and reopens to pupils on Monday 8th April

St Anne's Primary School
and Nursery Unit

50 Kingsway, Finaghy
Belfast BT10 0NE
Website: www.saintannesps.com
Email: info@stannes.belfast.ni.sch.uk

Tel: 028 9061 5414



It's Nativity Time!



The Primary Two children shone as they took to the stage to tell the Christmas Story. They worked so hard to prepare for their performance, and on the day, they were superb!

They helped to remind us of the reason that we celebrate this special day together. Thank you Primary Twos!

Flip the page for fantastic pictures...

P2 NATIVITY





Autumn

I can see my sister and brother drinking some warm and tasty hot coco.
I can see scary trick or treaters hunting down the tasty treats.
I can see an orange field full of big old pumpkins.

I can hear the loud whistling wind banging against my window.
I can hear the rustling leaves as I walk down the dark pathway.
I can hear the screams of every spooky house I go past.

I can feel rushing cold water as I put my hand in the river.
I can feel the rushing wind as it goes by in a hurry.
I can feel the owl's feathers as it takes off from the dusty old chimney.

I can smell the tasty smores as people eat them by their doors.
I can smell the tasty pumpkin pie as people walk right by.
I can smell the smoke of the fire while it crackles.

I can taste the pumpkin pie my oh my.
I can taste the nice old candy that always cheers me up.
I can taste the Halloween spirit as it flows by me.

By Niamh P5

Mighty Me!



P5 have been working on our Mighty Me WAU projects this term. We had two weeks to complete a project of our choice. We had the option of different types of projects and research based on Irish history. These included drawing a Celtic Knot, composing our own Irish menu and creating a map of Ireland using any materials that we liked. We had lots of fun using our artistic skills, creating our masterpieces, and had time in class to plan what our project would look like. All our projects were amazing! It was so exciting, and we loved it!

By Aoibhinn P5

P5 BASKETBALL BLITZ

The bus got to school late, which made me anxious. We travelled to the blitz in about five minutes. As we entered the hall, I felt good. Our first game was against Harmony Hill and the overall score came to 4-4. I actually scored a two pointer. After that, we had a short break. Unfortunately, the girls lost their match.

After our break, we played another school called St Ita's Primary School. The overall score was ten – four to us. They were a good team and extremely competitive. Then we had another short break and the girls' team won their match! Later we would find out who would make it to the final. Guess what? It was US!

We got into the final and the crowd went mad. We had a 20 minute break before we played. I actually felt sick because of the adrenaline. I went to the bathroom to calm myself down. Finally, we played our match. We played St. Ita's Primary School again but this time it was the final match. All the pressure was on. It was a tough game but we won 6-2 and the crowd went mad! We got our medals, and a picture.

When we got on the bus, the driver congratulated us and we started to sing Saint Anne's chants. When we got back we got no work and we got to celebrate!

JONAH P5



When we got on the bus, we were all hyped up and we were ready for anything.

We arrived at the Lisburn Racquets Club and when we got off the bus and walked into the hall, we saw the other schools and we sat down in the stands with everyone else.

Eventually we played our first game against Harmony Hill. It was tight but it ended in a draw.

After the game, we ate our snacks and had a team talk about how we should play our next game and who was going to play in it.

Finally, we made it to the final. The girls sadly lost but they did not stop cheering and clapping, and in the end we won the final! It was the best feeling ever. We were so happy and on the way home we sang songs and cheered. It was the best day of my life. I learned that no matter what, you should how good sportsmanship!

Niall P5

Promoting Reading in St. Anne's

The annual book fair has come again to St. Anne's. It ran throughout the week beginning the 4th of December. We were busy making a lot of posters for the book fair and it's been fun. There was first, second and third prizes for the best posters in each class. The first prize was a £5 voucher to spend at the book fair, second prize was a choice of 2 stationery items and third prize was 1 stationery item.

There are also new home-leisure reads in our year group. Each class got a large box of brand-new novels to dip into. I'm (Catherine) reading Dork Diaries 'Dear Dork' and I'm (Cara) reading Dork Diaries 'Birthday Drama'. There is a range of books from non-fiction and fiction. I like the home-leisure reads because there are lots of books that I like. Reading helps you with spellings, grammar and punctuation, and it is fun. Try to expand the range of books you read by using the home-leisure reads.

By Catherine and Cara P6



P6 Ms Payne's class designed posters to promote our school Book Fair. We hope all you bookworms out there enjoyed your new reads!

British Red Cross Workshop – Coping with Challenges



Gary came to our class and he talked about coping with challenges.

He talked about resilience and explained to us that it was like a suit of armour and the challenges were like arrows hitting the armour.

Nobody can go through life without challenges, and challenges can be difficult.

He asked us to build giraffes with building blocks and gave us two rules which were

- No talking
- Only use your left hand

If you broke a rule then he would knock down your giraffe!

We all had a great time doing the workshop and we feel like we can cope better with challenges.

By Grace and Alexander P6

DreamSpace Trip

On Monday 27th November, we got to go on a STEM trip to DreamSpace at W5, which was a lot of fun. We got to code Micro:bits, to play animations and music, and we had to work together to design and code an earthquake warning system. Pearce and James got to show theirs to the class at the end. We also took part in an engineering challenge where we went into groups and had to build a tower using 6 pieces of paper; 6 straws; one pair of scissors and one roll of Sellotape. You had to build the tallest free-standing tower you could. I liked the tower building, even though my group didn't get ours to stand on its own. Conor, our guide at DreamSpace, was very kind and helped us a lot.

By Noah & Orla P7



The P7 Calm Exam Programme with Patrick

The Calm Exam with Patrick was to help us clear our minds before the Transfer Test. First, we watched a video about fight, flight, and freeze. Next, we learned about **RAIN** which stands for **R**ecognise, **A**llow it to be there, **I**nvestigate and **N**urture. Then we did **FOFBOC** which stands for **F**eet **O**n **F**loor, **B**ody **O**n **C**hair. When we did FOFBOC Patrick hit the sound bowls and made us close our eyes (which made us nearly fall asleep!!). Lastly, we did finger breathing which is when you go up your finger you inhale and when you go down your finger you exhale.

Patrick really helped us to calm down before the Transfer Test.

By Anna, Aneesa and Rudy P7





Anti-bullying Week

We made noise on Anti-Bullying Week to encourage those who feel they are being bullied, or who see bullying behaviour, to let someone know. We wanted them to feel our support for them, and to remind them that they are never alone.

Think about all the people you could talk to who might be able to help you. Along with your trusted adults in school, there are also the School Council's Bully Busters. They will listen to your concerns and help you reach out for some help.

It mightn't always feel like speaking out is easy, but it is time to be brave when you feel, or see bullying behaviour.

You can make it stop, you just have to start by making a noise about it.

P3 Anti-Bullying Week



Oisin - We are standing out and making a noise against bullying!

Olivia - We have Crazy hair Day to show that we are all different!



Lucy, P3 designs her unique odd sock




P1 Mrs Heagney's Class designed their odd socks!



P7 Mrs Watson's celebrate Odd Socks Day in style!

P7 Buddies



Primary 7 children had the opportunity to become Buddies to the rest of the school. Firstly, we had to apply to become buddies. We filled in an application form, explaining why we thought we would make good buddies. We all agreed that we need to be hard-working, to have good listening skills, be friendly, work as a team, co operate with each other and most importantly be ready to have fun! Some of the jobs that we are applying for are ICT monitor, Reading Hero, Play Pal and Librarian. We will be matched to a class from nursery to P6 and then go to this class each week to help the younger children and the teacher. We can't wait to start our new roles in the New Year!

By Matthew, Sonny, Tyler and Noah P7

Dynamic Earth



In Primary 7 we have been learning about Dynamic Earth as part of World Around Us. We have learned about all the different natural disasters that happen around the world. We discovered that our earth is made up of tectonic plates that are constantly moving. The movement of the tectonic plates cause volcanoes, earthquakes and tsunamis. We watched a super animation about the Pompeii eruption that wiped out the entire city. Did you know that tornadoes can range from 1640 feet to 4921 feet? Learning about our earth has been really interesting. Mrs Watson has made our learning fun and exciting by showing us different animations and videos of tsunamis and volcanoes.

By Kate, Lola, Jessica and Fiadh P7

Oh yes they did!

Our P4s and P5s had a terrific time at the Lyric Theatre watching Hansel and Gretel, the pantomime.

Oh! Who's that trying to get Luka's sweets?



P4 Book Fair



Lara - I really enjoyed going to the book fair with my friends.



Well done to all the boys and girls who entered the book fair competition. Here are the 3 winners from P4LB- Isla, Amelia and Lara.



We had lots of fun going to the book fair this year. We were able to have a look around and even buy some books by our favourite authors.



Weather Watchers in P4

We have been learning about the weather in Primary 4.

We explored different weather instruments.

We made wind vanes in our Activity Based Learning Area.

Then we tested our wind vanes in the playground.




Eve - It was fun to make our own wind vanes. I enjoyed testing it in the playground.


P4 Maths Adventures



This term we enjoyed Maths Week Ireland. We began each day with a fun Maths class game or puzzle. We also completed an outdoor Numeracy challenge. Look at some of the challenges. Can you see how we learned about Maths when we're not even in our classrooms?



Can you use flagstones, masking tape and chalk to investigate shapes?



Some children from P4 Mrs Niblock/Ms Fitzpatrick's class made a snowman during Maths Weeks Ireland, using school equipment. Can you identify what they used, and where they got the equipment from?

Build a nature Venn diagram
A fun and simple idea that involves a category of things you've collected and a couple of hula-hoops. Create a Venn diagram of nature objects and tie it back into the work you've done on measurements. Overlap the hula-hoops and ask the class to sort whatever it is you have by size. Sticking to the size example, one side of the Venn diagram could contain short sticks and the other long sticks. In the middle are those that are somewhere in between. If you prefer, you could use leaves and sort by colour, or use rocks and sort by the different shapes instead.



Can you make a Venn diagram with leaves or other items found outdoors?

Number & Place Value

Number line with items from nature



How about create a number line using things you forage from nature?

P4 Measuring Fun

We used metre sticks to measure objects in our classroom. We found some objects that were more than, less than and about one metre.



Teddy made his own metre stick.



Luke - I used a metre stick to measure the radiator. It was more than one metre.

Maths Week Ireland

(P3 Mrs Murphy/Mrs McAteer)

To celebrate Maths Week Ireland, we took part in the Target Boards competition on the Maths week website. We had to use numbers to reach a target – it was challenging but fun too! Once we got the hang of it, it was much easier. We also played a game in partners where we had to try to get 3 in a row by rolling dice and adding or subtracting. It's a great game – you should try it!

Cohán and James

During Maths Week we were given a number on a page and around the number we had to write down as many questions as we could think of to get that number as an answer. It helped our brains to get faster at maths! It was good fun!

Catherine and Kacper

We played Pictuko during Maths Week. We had to put pictures in different rows and columns from each other. Level 1 was easy for us but level 2 was more tricky and really made us think. We loved the game and will definitely play again.

Jacob and Amanda

If you would like to try any of the activities, you can visit the Maths Week Ireland website.
www.mathsweek.ie



The Spirit of Christmas


Having tried many times to win a Tombola prize at the School Christmas Fair, the St Anne's pupil sheepishly approached the table for one last go. She gingerly dipped her hand into the bag and lifted out her last ticket. She unfolded it and as she did so, her eyes widened, and a smile grew across her face. She'd done it. We cheered and jumped around and then began to frantically look around for the matching ticket. Then we spotted it on a box, sitting proudly on the table - a brand new pair of roller blades! The child leapt in delight and off she went, beaming all over, at having won.

When she returned to school, I asked her if she'd enjoyed her new boots. "Oh, I don't have them," she said, "I already had a pair, so I gave them to my friend who didn't have any." And off she went, unaware of the beautiful Spirit of Christmas that she was.



P2s Unleash Snowy Magic

Students from Stranmillis College came in to help us to learn more about science! We loved experimenting. We made artificial snow using baking soda and shaving foam. It was a very messy lesson but we had a lot of fun while we were learning (and our classroom smelled lovely too!) Here's a simple video if you would like to make it <https://www.youtube.com/watch?v=AgMPfFXZ6qY>



NURSERY NEWS

Keeping Christmas Clean and Tidy!

The nursery boys and girls had a special visit from Jane from Belfast City Council accompanied by no other than Ellie, Santa's very own Elf. Ellie told us all about the importance of putting our litter in the bin to keep the streets of our city clean. We heard how Captain Clean Up saved Christmas by doing a big litter pick in Kingsway! Here's to a merry, bright and litter free Christmas!



3 Reasons why I love Christmas Music Mornings

- Music Mornings are always great fun.
- I love Music Mornings because we sing songs.
- We are getting ready for the Christmas Music Morning in class.

By Christopher

Excitement for Christmas Music Mornings

We are getting ready for the Christmas Music Mornings. We are very excited because Music Mornings are good fun.

By Maya



P1 Fun...



Our new P1s have fun learning in the P1 Play Area!



John the Coach came in to teach the P1s new skills in balance, aiming and catching. It might be tricky but it looks like fun too!



Our P1s at their Body Workshop



P1 Crazy Hair Day



St Anne's School Council



We celebrated our new School Councillors with a special Investiture Ceremony on 30th November. We gathered in our hall with our parents, staff, and the Lord Mayor of Belfast, Councillor Ryan Murphy who presented us with our School Councillor badges. We had a lovely day.

Mrs Heagney's traditional group played for everyone. Then Ruby (P4) and Dylan (P7) lead proceedings as our Masters of Ceremonies! Finn (P5) and Rosa (P6) talked us through the presentation even when it didn't 'present' due to a technical hiccup! Katie (P7) read her manifesto to help us understand the qualities that are needed to be a good School Councillor.

After we had received our new badges, we headed to the canteen where our school chefs had prepared delicious goodies for us all. We had our photo taken with our parents and the Lord Mayor (some of us even got to wear his chain).

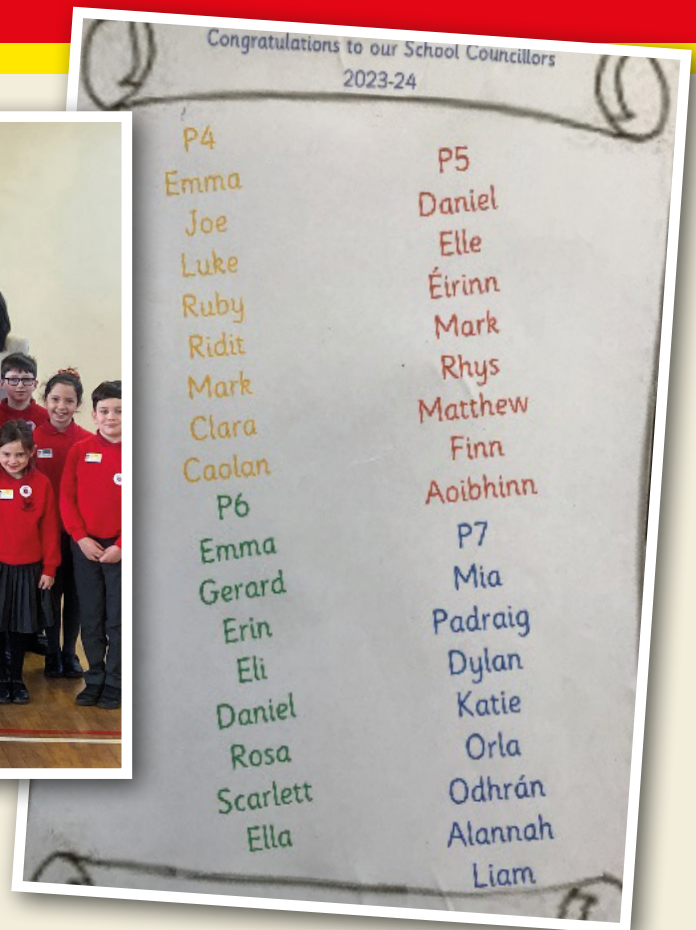
We have great memories of a very special occasion. We hope we can work hard for all the pupils this year as your School Councillors, to help make St Anne's the very best school for everyone here.





P1's School Council Buddies

Our buddies are Eli and Erin. They keep us updated with important events in school. They told us that it is okay to be different and taught us a new word, 'unique'. We had a crazy hair day in school to show off our differences and Eli and Erin showed us their crazy hair too! We also wore odd socks!



School Council Investiture Ceremony



The day started with us going to the assembly early to get seated and practice our lines. We were super excited for the Lord Mayor, Ryan Murphy, to arrive. When he arrived our Masters of Ceremonies began. The traditional group played some music for the parents which was amazing. Then the powerpoint was presented to the audience. This explained all the things that the school council had been involved in. There were so much! After this, we were presented with our badges. This was a little nerve-wrecking! The Lord Mayor made us feel at ease. He shook our hands and then gave us the badge. After this we went to the canteen for some juice and treats. We also had our photo taken with the Lord Mayor. It was such a wonderful experience and one we will never forget. A big thank you to Mrs Woods for all of her hard work!

By Padraig and Mia P7



P4-P6 School Councillors Make A Noise

On Tuesday, the 14th of November, P4-P6 school councillors went to a parade for 'Make A Noise About Bullying'. At 9.20am all of us got a musical instrument to play, then we all got on the minibus. Soon, we arrived at St Gerard's school and the parade started. All of us were dancing on the road which the police closed so we could walk on it. We had so much fun! I hope I can go back soon.

By Ella P6

Eco Agency Update


Eco-Audit

We conducted our annual audit in September and October. An audit is a survey where we go around searching for answers and helps us to write our action plan. The P4-P7 agents split into different teams to look at the different topics. We needed help from Mrs Lynn, James the caretaker and Mrs Watson. For 2023-24, we are going to continue working on the topics:

- Increasing our Biodiversity
- Reducing Littering
- Reducing our waste
- Get pupils to actively travel to and from school.

Our new topic is about saving Energy. We are going to be very busy!

By Erin and Tom P6 eco agents



Waste workshop

Anna Green from Live Here Love Here came to our school to talk about waste. She taught us all about the different types of bins and what should go in each one. We took some of the classroom bins to check. Some waste wasn't put in the right bins though, so it's the eco agents' job to remind their class to sort their waste properly.

Did you know that some coffee pods can take up to 500 years to erode (wear away), but you can get some which are recyclable plastic? Things like yogurt pots can be recycled but they need to be washed out first. While it's good to reuse, reduce and recycle, we really must rethink. Is the packaging recyclable? Can we reuse it? We should think carefully about what we buy because it really could affect the planet.... positively or negatively.

By Eibhin and Joseph (P7 eco agents)



Litter Rota



The P7 eco-agents made a litter rota so that we can keep our school tidy. We wear hi-vis vests so that we can be seen easily. We wear gloves and use litter picks. Most of the litter is found at the turning circle, in the car parks and forest. It is everyone's responsibility to put their rubbish in the bin. If there is no bin, you should keep your rubbish until you find one. Litter is very harmful for the planet and it causes a lot of damage to the animals.

By Dafiya and Daniel P5 eco-agents

PTA Christmas Fair

At the Christmas fair the P7 eco agents had their own stall selling 'pre-loved' Christmas jumpers and donated books so they could be used again. As well as raising money for our school, we were doing our part to look after the planet and had fun all at the same time. A huge thank you for everyone's generosity.



By Eibhin (P7 eco-agent)



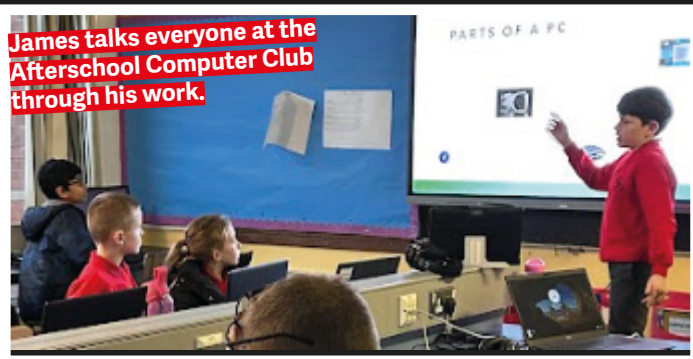
Planting bulbs

P4 and P5 classes planted a variety of bulbs in the flower beds; snowdrops, daffodils, crocuses, tulips and hyacinths. These will flower in spring and summer time. We dug holes with a 'dibber' and then put the bulbs in. When they bloom, they will make our school look more beautiful and will make food and homes for lots of animals and minibeasts. We are so excited we can barely wait until they flower!

By Finn, Amelia and Nina (P4 eco-agents)

Afterschool Adventures...

James talks everyone at the Afterschool Computer Club through his work.



'Positive Thinkers' take part in our Afterschools Club



My favourite activity at Science Club was when we recorded our fingerprints. We got to investigate what pattern our fingerprints have. We got to be a team of detectives trying to match other people's fingerprints.

By Grace



At Science Club we had lots of fun. Each week we did something different, like making and testing paper aeroplanes, investigating our fingerprints, building bridges and wiring circuits. My favourite activity was slime-making because it was fun to see the chemical reaction turn glue into slime and then playing with it. I LOVED Science Club! It was so cool!

By Eimile

The P6 Trip to the Titanic Museum

At the Titanic Museum in Belfast, I saw the Harland and Wolf crane. It was amazing! Inside, we waited for Andrew our tour guide to give us red wristbands and headsets to hear him. After that, we went around the Titanic Museum. Andrew told us all sorts of facts about the Titanic. We saw the violin that was played as the Titanic was sinking.

We saw the different cabins for First, Second, and Third-class passengers. First class tickets cost the same as £133,000 today! We also went on a ride in the museum. When we were on the ride, it was like we were in the engine room of The Titanic and heard people talking about their lives at this time. It was a very good ride. It went slow so we could see the scenes but also, we were high above the ground so it couldn't have been fast, or it would have been a bit scary!

At the end we saw photographs of people that were on the Titanic. It was very sad because the photographs that faded off the screen upwards were the passengers who survived and the photographs that faded off downwards were of passengers who didn't. Beside the museum is the SS Nomadic ship. We went inside the ship and got to explore. The Titanic trip was one of a kind, I really enjoy going there!

By Amara P6



Sports Superstars!



Congratulations to our camogie team who took part in the Cumann na mBunscol indoor tournament at Colin Park Dome. The girls played with so much heart and determination. They reached the finals and came 3rd overall. Keep it up girls. We are very proud of you!



Team St Anne's!

On Wednesday 25th October, our Boys' and Girls' Gaelic football teams headed to Woodlands Playing Fields to compete in the finals of the Cumann na mBunscol Belfast League, Division A. Both teams had secured their places having successfully qualified from their group stages and semi-finals.

The girls met St. John the Baptist in their final, with a score of 2-06 to 1-05 on the final whistle. The boys battled against St. Ita's in their final, playing right to the wire, with a point separating the two teams after full time, 2-07 to 1-09.

Every member of both teams gave everything that was asked of them, coping well with the pressure, and playing with determination and togetherness. A huge congratulations to St. Ita's and St. John the Baptist for the skill, energy and intensity they brought to the matches.

A sincere thanks to all the parents and other family members and friends who were able to attend. Their support, encouragement and volume helped to make it a very special occasion and a memorable way to finish the half term. A special thank you to our coaches and all the staff who supported our teams.

Attention Parents!

Navigating the Digital World: A Guide to Gifting Your Child Their First Device

As the holiday season approaches, many of you may be considering the idea of gifting your child their very first digital device, whether it's an iPad, laptop, or phone. We understand that this decision can be both exciting and daunting, as it opens up a world of possibilities and responsibilities for your child. To help you make an informed choice and ensure your child's online safety, Ineqe Safeguarding Group have compiled this information document which is available to download at ineqe.com/wp-content/uploads/2022/03/mychildsfirstdevice-scaled.jpg

This valuable resource offers tips and advice on getting your child their first device and guides you through the essential considerations, safety measures, and responsible usage guidelines. Ensure that your child's first digital experience is not only a memorable Christmas gift but also a secure and enriching one!

